

ZION™

Tall Fescue

Zion™ tall fescue is up to any challenge you throw at it: little irrigation, high traffic, partly-shaded areas, and even pesky turf diseases.

As another hearty turf-type tall fescue offered by Jacklin, Zion is a medium dark green color with a fine leaf texture. It is also equipped with disease-fighting strength against Brown Patch (cool and warm climates), Gray Leaf Spot, and Pythium Blight.

Key features

- Tolerance to Brown Patch (Cool and Warm)
- Tolerance to Gray Leaf Spot
- Traffic and Drought Tolerant



Early Spring Green-Up



Medium to Dark Green Color



Drought Tolerant

A-List Certified

Zion is currently certified with the Alliance for Low Input Sustainable Turf. To learn more about A-List and the certification process visit their website at: a-listturf.org



Technical Information

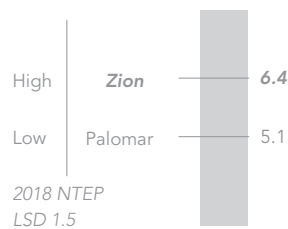
Applications

If you are looking for a top-notch tall fescue to withstand the most adverse conditions, look no further! Zion is a turf-type tall fescue that can be used versatily on home lawns, golf courses, parks, and sports fields. Zion thrives in varying environments and was shown to persist in the southwest, southeast, and western regions of the United States (2018 Tall fescue NTEP). Zion can be pummeled with foot traffic or neglected during a summer vacation and still bounce back. Once established, Zion will provide year-round groundcover that greens-up quickly in the springtime.

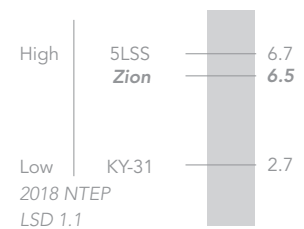
Specifications

Seeding and establishment may be done in spring or fall, but be weary of summer or winter annuals. For better early weed control, consider an application of Me-sotrione in the seeding process. Plant seeds to a depth of no more than 0.25-0.50" below the soil surface to ensure good seed to soil contact. Thatch layers will only slow or impede germination success. After spreading seed, keep seedbed moist throughout germination, with extra care during the early stages to prevent seed from drying out after initial seed imbibition. Germination should begin within 7 to 14 days and be complete within 21 days. The stand should establish in 30 days. Remember, the full turfgrass establishment process may take 6 months to a year.

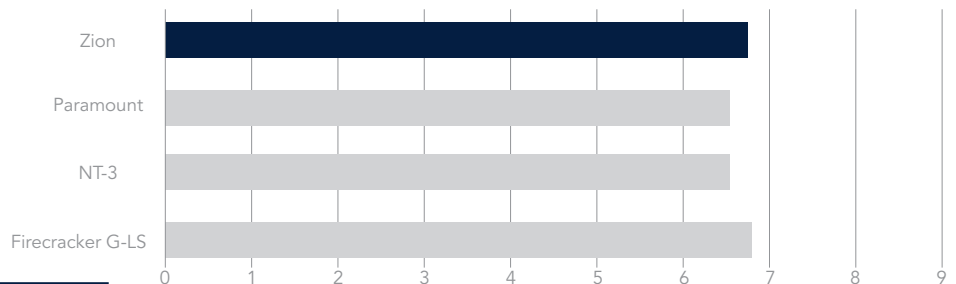
Drought Tolerance



Turf Quality Low Mow



Mean Turf Quality at 5 Locations



2018 NTEP | LSD 0.2



Maintenance

Seeding Rate: 6-10lbs/M*
Mowing (Recommendation) 1.5-3"
Mowing (Down to) 1"

*M=1,000 square feet

